



RV College of Engineering®

Mysore Road, RV Vidyaniketan Post,
Bengaluru - 560059, Karnataka, India



INTERNAL QUALITY ASSURANCE CELL



CRITERIA –	
1.4	
1.4.1	Employer Feedback - Analysis



RV College of Engineering®

Mysore Road, RV Vidyaniketan Post,
Bengaluru - 560059, Karnataka, India



INTERNAL QUALITY ASSURANCE CELL

INDEX SHEET		
Sl. No.	Particulars	Page No.
1.	Employer Feedback- Analysis Report 2022-2023	3-5
2.	Employer Feedback Analysis- Report 2021-2022	6-8
3.	Employer Feedback Analysis- Report 2020-2021	9-11
4.	Employer Feedback Analysis - Report Report 2019-2020	12-14
5.	Employer Feedback Analysis- Report Report 2018-2019	15-17

Blank Format

Questions	Excellent (5) (In %)	Very Good(4) (In %)	Good(3) (In %)	Average(2) (In %)	Poor(1) (In %)
Rate integration of technical skill and cutting-edge technologies in curriculum.					
Rate the effectiveness of the curriculum in developing essential soft skills and interdisciplinary knowledge in Engineering.					
Rate the incorporation of tools and software relevant to the engineering field into the curriculum.					
Rate to what extent the curriculum provides a pathway for project-based learning from 1st year to 4th year of BE program.					
Rate the contribution of curriculum supported for lifelong learning.					
Rate the soft skills of recent hires from RVCE in terms of their effectiveness in the workplace.					
Rate the fundamental domain knowledge of recent hires from RVCE in terms of their effectiveness in the workplace.					
Rate the industry readiness of recent RVCE graduates joining/joined your company.					
Rate the industry learning curve experienced by recent RVCE graduates after joining the industry.					
Rate the overall performance of RVCE students, employed in your industry.					

Employer Feedback Summary

Employer feedback analysis is a crucial component in the accreditation process. This analysis focuses on gathering and interpreting feedback from employers who have hired graduates from the institution under review. The primary objective is to evaluate the employability of graduates and the relevance of the curriculum to industry needs.

The process begins with the collection of feedback from a diverse set of employers, covering various sectors and industries that recruit graduates. This feedback typically encompasses several dimensions, including the technical skills, soft skills, and overall preparedness of graduates for the workforce. Employers may provide insights into the strengths and weaknesses of the curriculum, the effectiveness of training and internships, and the institution's ability to adapt to changing industry requirements.

Once collected, this feedback is systematically analysed to identify patterns and trends. Quantitative data, such as ratings on specific competencies, can be statistically evaluated to determine the average performance levels of graduates.

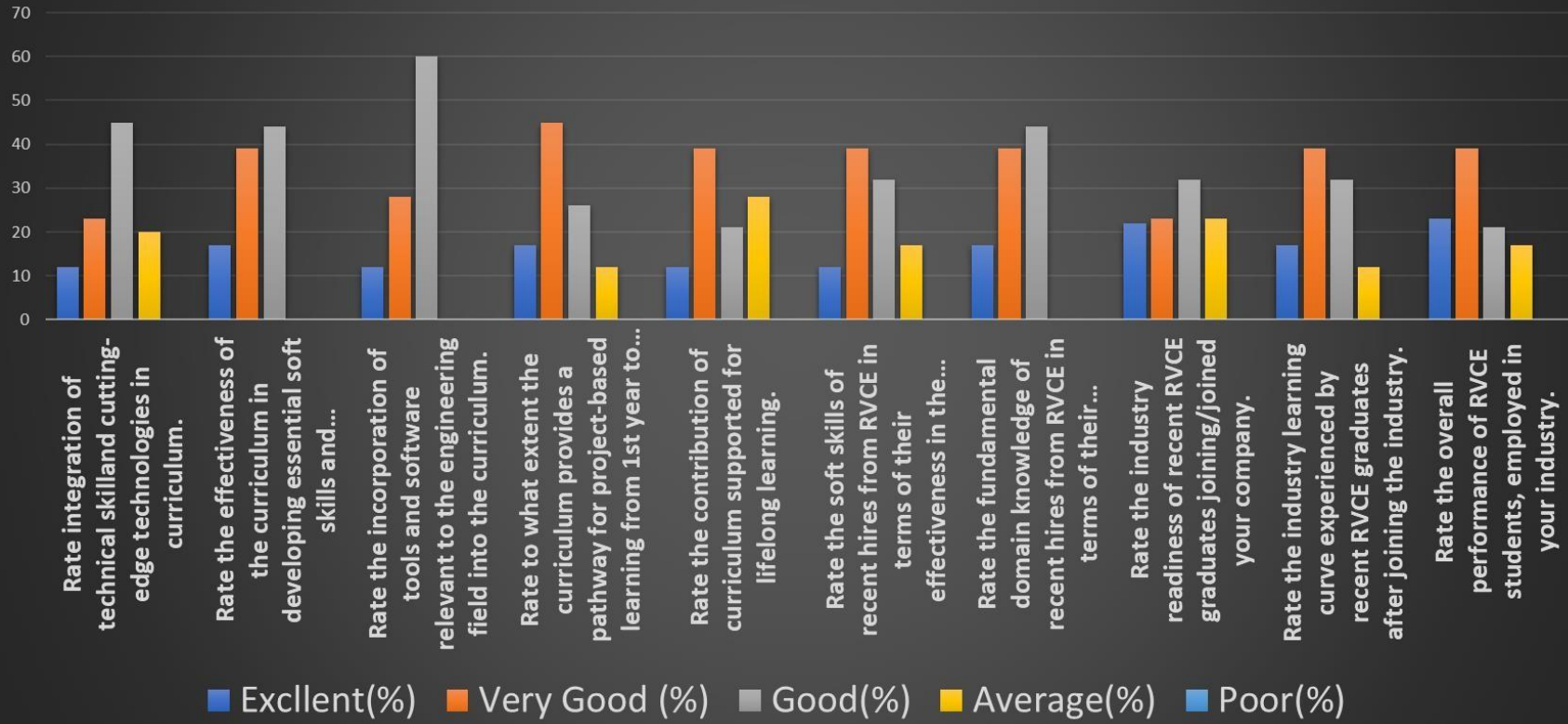
The outcomes of the employer feedback analysis are then used to inform strategic decisions within the institution. For instance, curriculum revisions may be implemented to address identified gaps, and new programs or courses may be introduced to keep pace with emerging industry trends. Additionally, partnerships with industry can be strengthened to enhance practical training opportunities for students, such as internships, workshops, and guest lectures from industry professionals.

Industry Feedback Analysis - 2022-2023

No of Industry Participated in Feedback	18
No of responses	18

Questions	Excellent (5) (In %)	Very Good(4) (In %)	Good(3) (In %)	Average(2) (In %)	Poor(1) (In %)
Rate integration of technical skill and cutting-edge technologies in curriculum.	12	23	45	20	0
Rate the effectiveness of the curriculum in developing essential soft skills and interdisciplinary knowledge in Engineering.	17	39	44	0	0
Rate the incorporation of tools and software relevant to the engineering field into the curriculum.	12	28	60	0	0
Rate to what extent the curriculum provides a pathway for project-based learning from 1st year to 4th year of BE program.	17	45	26	12	0
Rate the contribution of curriculum supported for lifelong learning.	12	39	21	28	0
Rate the soft skills of recent hires from RVCE in terms of their effectiveness in the workplace.	12	39	32	17	0
Rate the fundamental domain knowledge of recent hires from RVCE in terms of their effectiveness in the workplace.	17	39	44	0	0
Rate the industry readiness of recent RVCE graduates joining/joined your company.	22	23	32	23	0
Rate the industry learning curve experienced by recent RVCE graduates after joining the industry.	17	39	32	12	0
Rate the overall performance of RVCE students, employed in your industry.	23	39	21	17	0

Industry Feedback Analysis 2022-2023

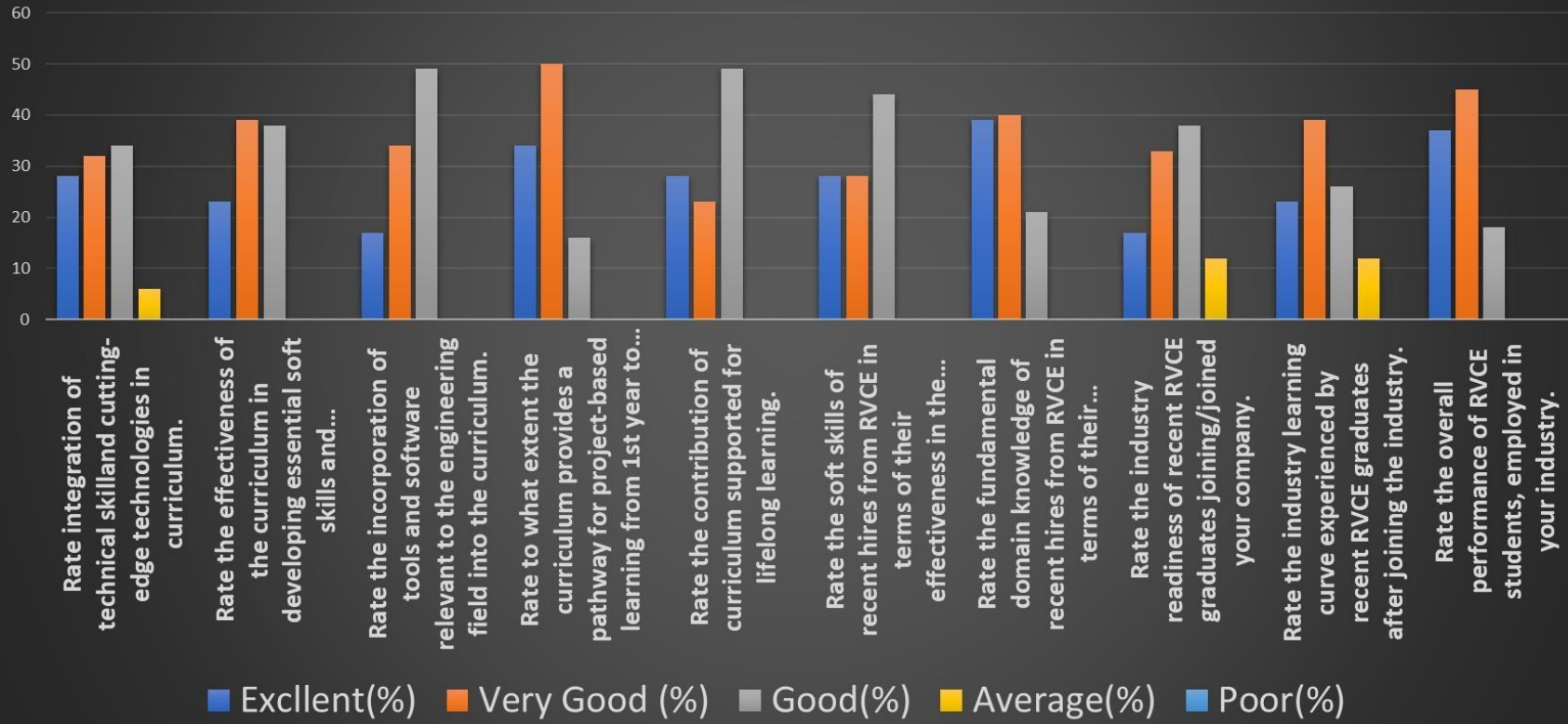


Industry Feedback Analysis - 2021-2022

No of Industry Participated in Feedback	18
No of responses	18

Questions	Excellent (5) (In %)	Very Good(4) (In %)	Good(3) (In %)	Average(2) (In %)	Poor(1) (In %)
Rate integration of technical skill and cutting-edge technologies in curriculum.	28	32	34	6	0
Rate the effectiveness of the curriculum in developing essential soft skills and interdisciplinary knowledge in Engineering.	23	39	38	0	0
Rate the incorporation of tools and software relevant to the engineering field into the curriculum.	17	34	49	0	0
Rate to what extent the curriculum provides a pathway for project-based learning from 1st year to 4th year of BE program.	34	50	16	0	0
Rate the contribution of curriculum supported for lifelong learning.	28	23	49	0	0
Rate the soft skills of recent hires from RVCE in terms of their effectiveness in the workplace.	28	28	44	0	0
Rate the fundamental domain knowledge of recent hires from RVCE in terms of their effectiveness in the workplace.	39	40	21	0	0
Rate the industry readiness of recent RVCE graduates joining/joined your company.	17	33	38	12	0
Rate the industry learning curve experienced by recent RVCE graduates after joining the industry.	23	39	26	12	0
Rate the overall performance of RVCE students, employed in your industry.	37	45	18	0	0

Industry Feedback Analysis 2021-2022





RV College of Engineering®

Autonomous
Institution Affiliated
to Visvesvaraya
Technological
University, Belagavi

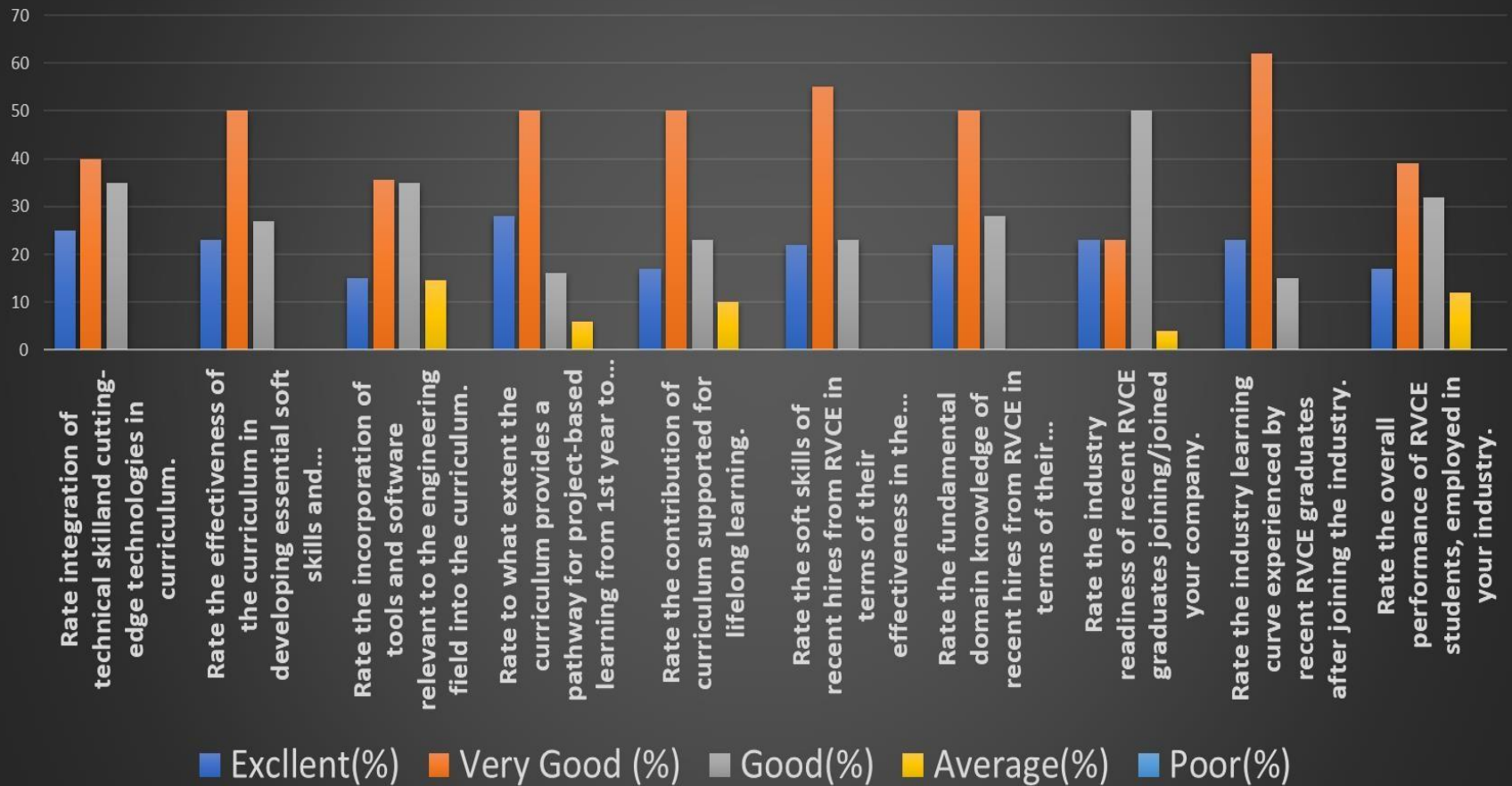
Approved by AICTE,
New Delhi, Accredited
By NAAC, Bengaluru
And NBA, New Delhi

Industry Feedback Analysis - 2020-2021

No of Industry Participated in Feedback	18
No of responses	18

Questions	Excellent (5) (In %)	Very Good(4) (In %)	Good(3) (In %)	Average(2) (In %)	Poor(1) (In %)
Rate integration of technical skill and cutting-edge technologies in curriculum.	25	40	35	0	0
Rate the effectiveness of the curriculum in developing essential soft skills and interdisciplinary knowledge in Engineering.	23	50	27	0	0
Rate the incorporation of tools and software relevant to the engineering field into the curriculum.	15	35.5	35	14.5	0
Rate to what extent the curriculum provides a pathway for project-based learning from 1st year to 4th year of BE program.	28	50	16	6	0
Rate the contribution of curriculum supported for lifelong learning.	17	50	23	10	0
Rate the soft skills of recent hires from RVCE in terms of their effectiveness in the workplace.	22	55	23	0	0
Rate the fundamental domain knowledge of recent hires from RVCE in terms of their effectiveness in the workplace.	22	50	28	0	0
Rate the industry readiness of recent RVCE graduates joining/joined your company.	23	23	50	4	0
Rate the industry learning curve experienced by recent RVCE graduates after joining the industry.	23	62	15	0	0
Rate the overall performance of RVCE students, employed in your industry.	17	39	32	12	0

Industry Feedback Analysis 2020-2021



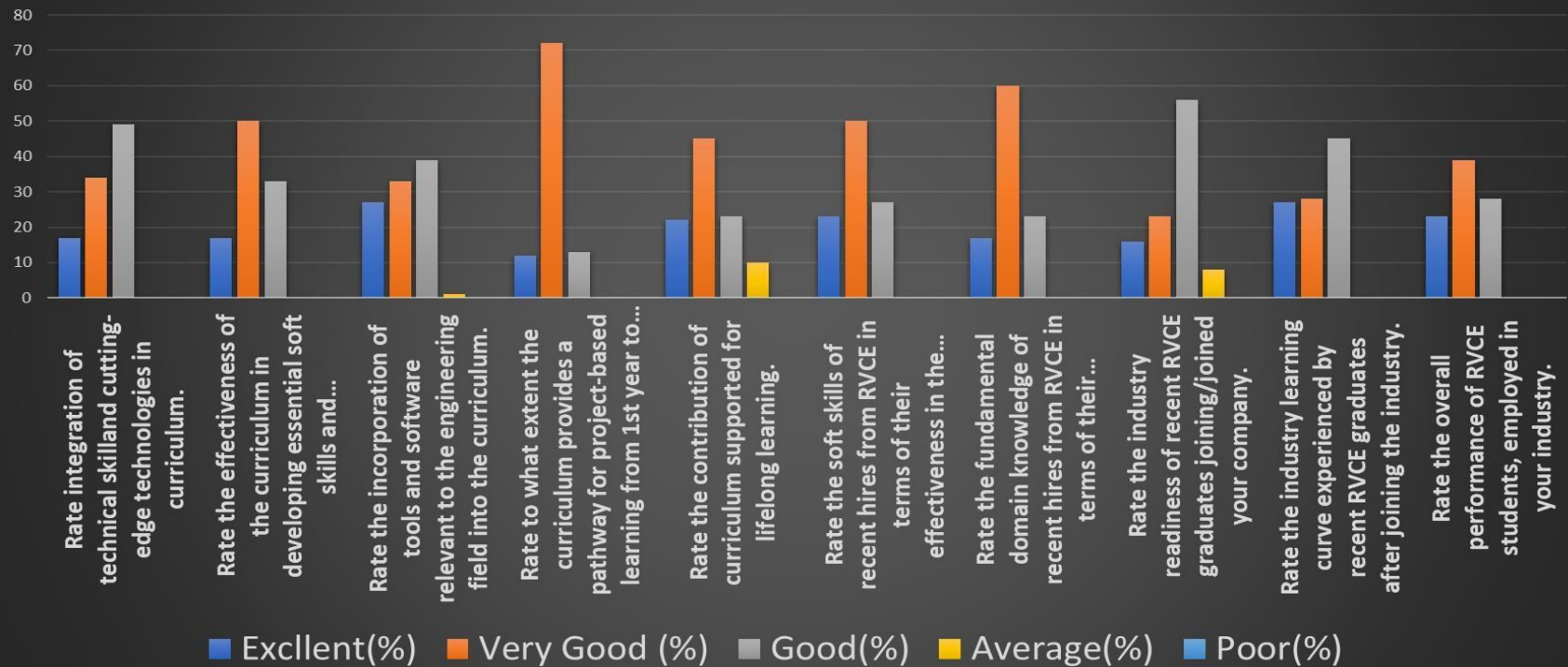


Industry Feedback Analysis - 2019-2020

No of Industry Participated in Feedback	18
No of responses	18

Questions	Excellent (5) (In %)	Very Good(4) (In %)	Good(3) (In %)	Average(2) (In %)	Poor(1) (In %)
Rate integration of technical skill and cutting-edge technologies in curriculum.	17	34	49	0	0
Rate the effectiveness of the curriculum in developing essential soft skills and interdisciplinary knowledge in Engineering.	17	50	33	0	0
Rate the incorporation of tools and software relevant to the engineering field into the curriculum.	27	33	39	1	0
Rate to what extent the curriculum provides a pathway for project-based learning from 1st year to 4th year of BE program.	12	72	13	0	0
Rate the contribution of curriculum supported for lifelong learning.	22	45	23	10	0
Rate the soft skills of recent hires from RVCE in terms of their effectiveness in the workplace.	23	50	27	0	0
Rate the fundamental domain knowledge of recent hires from RVCE in terms of their effectiveness in the workplace.	17	60	23	0	0
Rate the industry readiness of recent RVCE graduates joining/joined your company.	16	23	56	8	0
Rate the industry learning curve experienced by recent RVCE graduates after joining the industry.	27	28	45	0	0
Rate the overall performance of RVCE students, employed in your industry.	23	39	28	0	0

Industry Feedback Analysis 2019-2020



Industry Feedback Analysis - 2018-2019

No of Industry Participated in Feedback	18
No of responses	18

Questions	Excellent (5) (In %)	Very Good(4) (In %)	Good(3) (In %)	Average(2) (In %)	Poor(1) (In %)
Rate integration of technical skill and cutting-edge technologies in curriculum.	22%	22%	66%	0	0
Rate the effectiveness of the curriculum in developing essential soft skills and interdisciplinary knowledge in Engineering.	9%	31%	60%	0	0
Rate the incorporation of tools and software relevant to the engineering field into the curriculum.	9%	33%	57%	0	0
Rate to what extent the curriculum provides a pathway for project-based learning from 1st year to 4th year of BE program.	10%	33%	55%	2%	0
Rate the contribution of curriculum supported for lifelong learning.	15%	40%	35%	10%	0
Rate the soft skills of recent hires from RVCE in terms of their effectiveness in the workplace.	16%	50%	27%	7%	0
Rate the fundamental domain knowledge of recent hires from RVCE in terms of their effectiveness in the workplace.	22%	44.3%	33.3%	0	0
Rate the industry readiness of recent RVCE graduates joining/joined your company.	16%	16%	55%	13%	0
Rate the industry learning curve experienced by recent RVCE graduates after joining the industry.	23%	34%	38%	5%	0
Rate the overall performance of RVCE students, employed in your industry.	17%	45%	34%	4%	0

Industry Feedback Analysis 2018-2019

